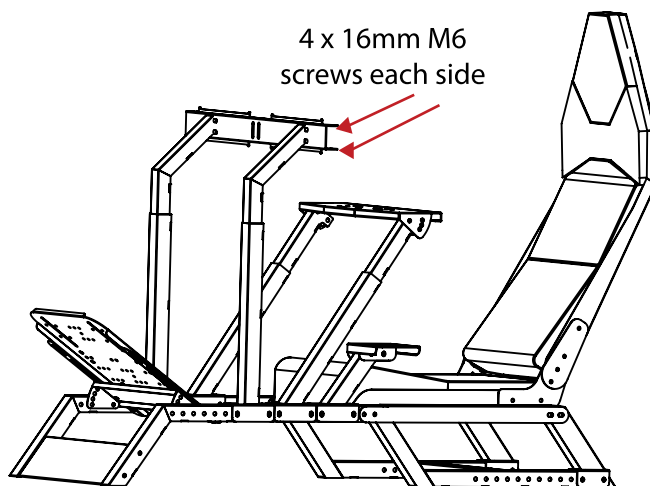


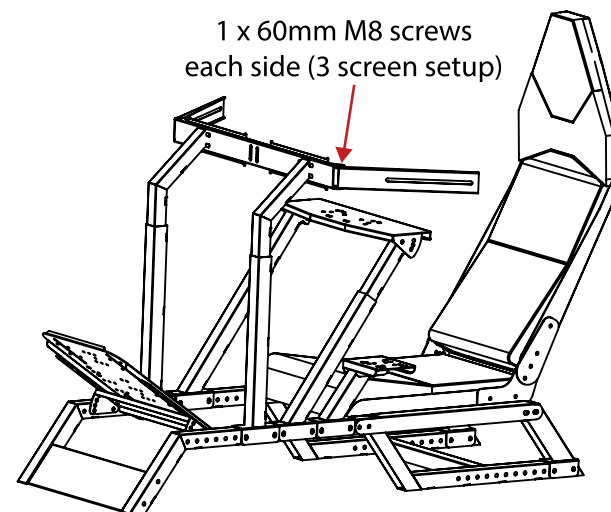
1

2 x 60mm M8
screws each side



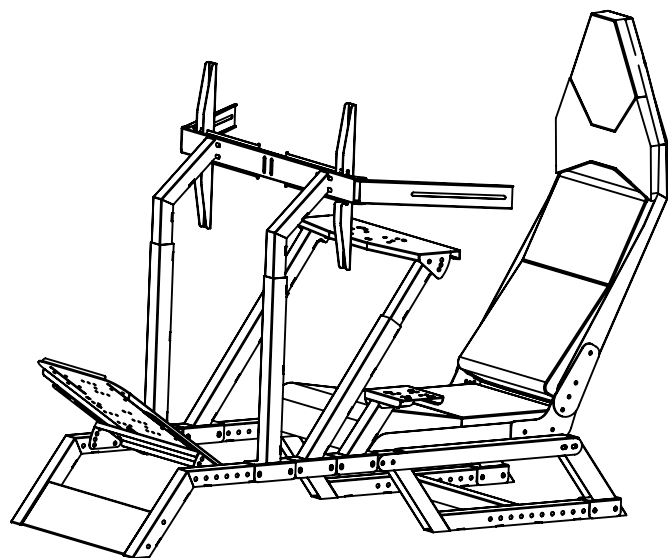
2

4 x 16mm M6
screws each side



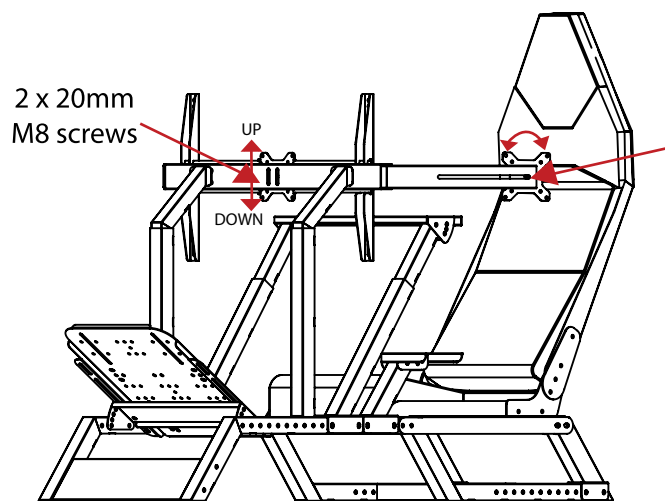
3

*Please skip this step if only setting up 1 screen



4

Attach large brackets for centre screen



5

2 x 20mm
M8 screws

2 x 20mm
M8 screws

TIPS

*For triple screen setups if you need to lift the height of the outer screens loosen the 1 x 50mm screw on each side of the outer arms (from step 3) and physically hold the outer arms in highest position possible and then tighten screws to lock before placing outer screens on.

*In step 5 you will see the middle screen has adjustment to go up or down by using the vertical holes.